

VALUES TOGETHER

Project 2023





Values Bring Us Together




CARD GAMES



Values Bring Us Together



LOVE



GOOD VALUES CLUB



Values bring us together
This is to certify that

_____ is a

Values Champion



_____ DATE _____ SIGNATURE


World Values Day

PROJECT OUTLINE

1. CHILDREN COLLECT &
EXCHANGE FIVE
GOOD VALUES CARDS




2. VALUES
TREASURE BOX



3. CHILDREN TO PLAY
QUOTATION CARD GAMES





Values Together Project

The Values together project is divided into 3 parts.

PART 1

Children exchange value cards with their friends after receiving them from adults at home or school for practicing the values and creating values work.

This leads to bronze, silver, gold certificates to become a **VALUES CHAMPION!**

PART 2

Making a Quotations Treasure Box and collecting more wise sayings to receive values cards.


PART 3

Playing value card games: Matching Pairs, Values Snap (3 age groups) and Role Plays





PART 1 - GOOD VALUES CARDS


5 FRUITS



Values Bring Us Together




TRUTH





Values Bring Us Together





LOVE





Values Bring Us Together





PEACE





Values Bring Us Together




NON-VIOLENCE



Values Bring Us Together



RIGHT-CONDUCT



QUOTATIONS

These are double sided cards to download & print



Front of Card



Back of the Cards have different Quotations



HOW TO COLLECT THE CARDS

1.

The child is observed practicing a good value and the adult (teacher/parent/carer) praises the child and explains why they can now pick out a Good Values Card at random to keep.

2.

The child reports with evidence to an adult something they have done well in their daily life that followed the Good values and then they can get a card.

3.

The child now creates artwork or a written piece about how they are practicing the Good Values at home, school or community and they can get a card.

HOW TO COLLECT THE CARDS


4.

The child has made and decorated their own personal Quotation Treasure Box and they can receive a card.

5.


The adult leading a group of children makes a treasure box in which the children can put any number of quotations they come across.

This box should be opened weekly and some cards can be picked randomly to be discussed and whichever child's quotation is chosen they receive a card to keep.



STAR CARD

If a child picks a star card they can use it to become any other value card to make a set of 5.



GOOD VALUES

CHAMPION AWARDS

Children can swap the Good Values Cards with their friends to make a complete set of **5 Values: Love, Peace, Truth, Right Conduct, Non Violence.**

The children then give the cards back to the adult to receive a Bronze, Silver or Gold Award.



10
Good Values
Cards



20
Good Values
Cards



30
Good Values
Cards



World Values Day
Champion
Recognition

AWARD CERTIFICATES



BE a Values Champion!




PART 2 - VALUES TREASURE BOX

HOME

Children can make their own treasure box, decorate it and put the values cards inside. They can also find and add their own quotations to the box.

The parent/carer can also print out certificates to give to their children once they collect the 5 values.



PART 3 - CARD GAMES

Free and downloadable from the homepage



HOW TO PLAY THE CARD GAMES?

Matching Pairs

All ages can play the game and use any set of cards for their age group.

The cards are spread out on the table. The child has to pick 2 cards with the same fruit, good values or quotation to keep them.

If different they have to put the card back down at the same place.

When the child gets the matching pair they have to explain the meaning of the value of the card.

Quotation Snap

There are 3 sets of cards for different age groups with instructions and they can be [downloaded from the home page](#).

Values Snap 1 - Age 3-4 years

Value Snap 2 - Age 5-6 years

Values Snap 3 - Age 6+ years

CARD GAME ACTIVITIES

These are activities to encourage the child to collect more cards to get a certificate.

Quotation Role Plays

The group is split into small teams.

Each team chooses a Quotation Card randomly from the box and talk about and plan how to demonstrate the quotation to the rest of the group using role play.

They then have to act out the role play.

Spot the Values?

The children are encouraged to spot values practised around them at home, in school and in the community.

They can share them by making a PowerPoint or Poster or talking/writing about an incident.


Adults can share any good work done by the children with the Good Values Club by email at goodvaluesclub@gmail.com.

TRANSFORMATION

Good Value Games are fun and can spark the thoughts of good values and actions in your daily life.

They create opportunities to grow together by talking about the human values in a relaxed way.

*It raises awareness about
our inherent values*





**THANK YOU FOR
PARTICIPATING!**

Don't hesitate to get in touch!

goodvaluesclub@gmail.com

BE a Values Champion!

